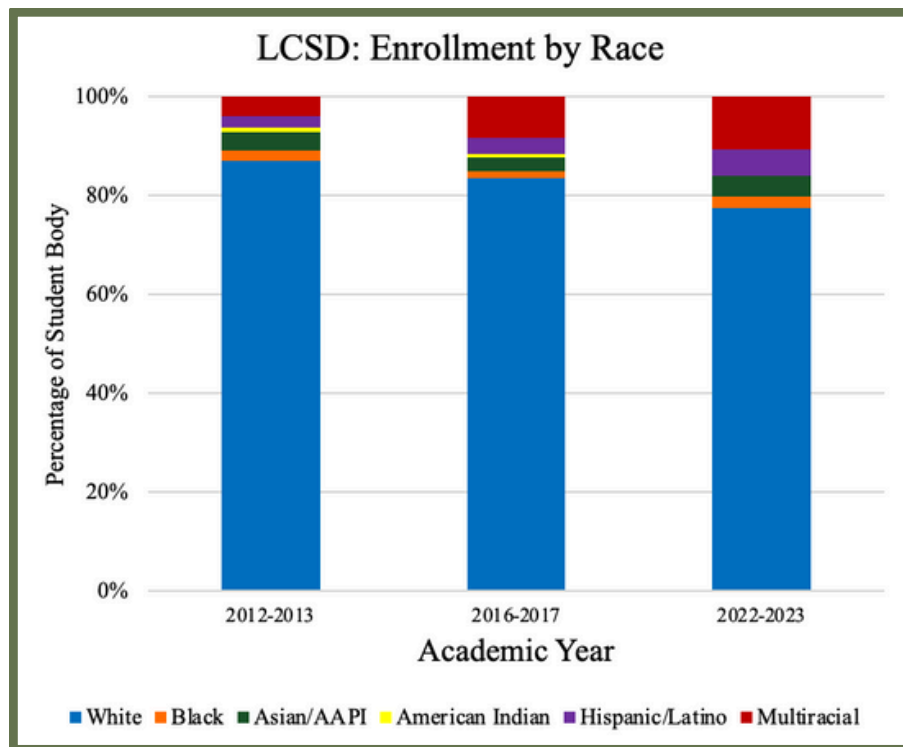


# Lansing Central School District

Lansing Central School District (LCSD) is a rural school district located in Tompkins County, New York. In the 2022-2023 academic year, they reported a total enrollment of 1135 students.

	Total Enrollment	General Education Students	Students w/ Disabilities	Economically Disadvantaged	Not Economically Disadvantaged
Lansing CSD	1135	86.34%	13.66%	33.30%	66.70%



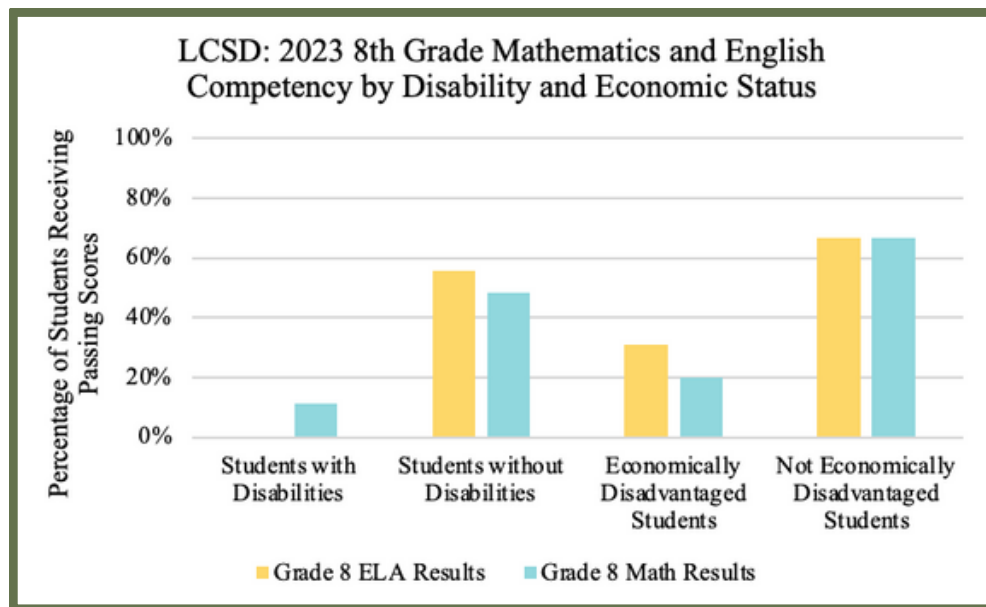
**Racial diversity has increased** in Lansing Central School District since the 2012-2013 academic year. Notably, the percentage of students identifying as **multiracial and hispanic or latino** has **increased**.

**Figure 1:** Enrollment by racial categories as defined by New York State Education Department for academic years 2012-2013, 2016-2017, 2022-2023

A **lower** percentage of **students with disabilities** and **students from economically disadvantaged backgrounds** achieve a passing score of 3 or above

**Students with Disabilities** is defined as students who meet NYS Eligibility Criteria for special education.

**Economic Disadvantage** is measured as students receiving free and reduced-priced lunches (FRPL).



**Figure 2:** 8th grade mathematics and English competency by disability and economic status as reported by NYSED; competency is defined as achieving a passing score.

The six districts in Tompkins County (Ithaca CSD, Dryden CSD, Groton CSD, Newfield CSD, Dryden CSD, and Trumansburg CSD) have seen similar trends as those reported here. For more information about other districts, visit [villageatithaca.org](http://villageatithaca.org).

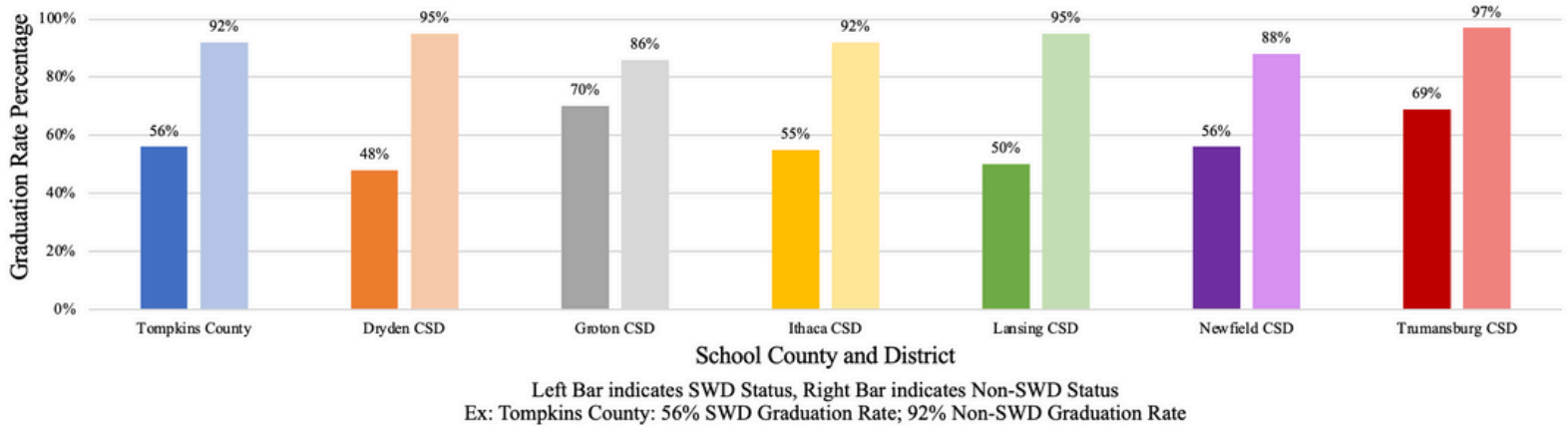
# Graduation Across Tompkins County

The graphs compare graduation rates between Tompkins County and its six school districts—Dryden, Groton, Ithaca, Lansing, Newfield, and Trumansburg—separated by Students with Disabilities (SWD) and Free and Reduced-Price Lunches (FRPL) Status.

**Students with Disabilities** is defined as students who meet NYS Eligibility Criteria for special education. **Economic Disadvantage** is measured as students receiving free and reduced-priced lunches (FRPL).

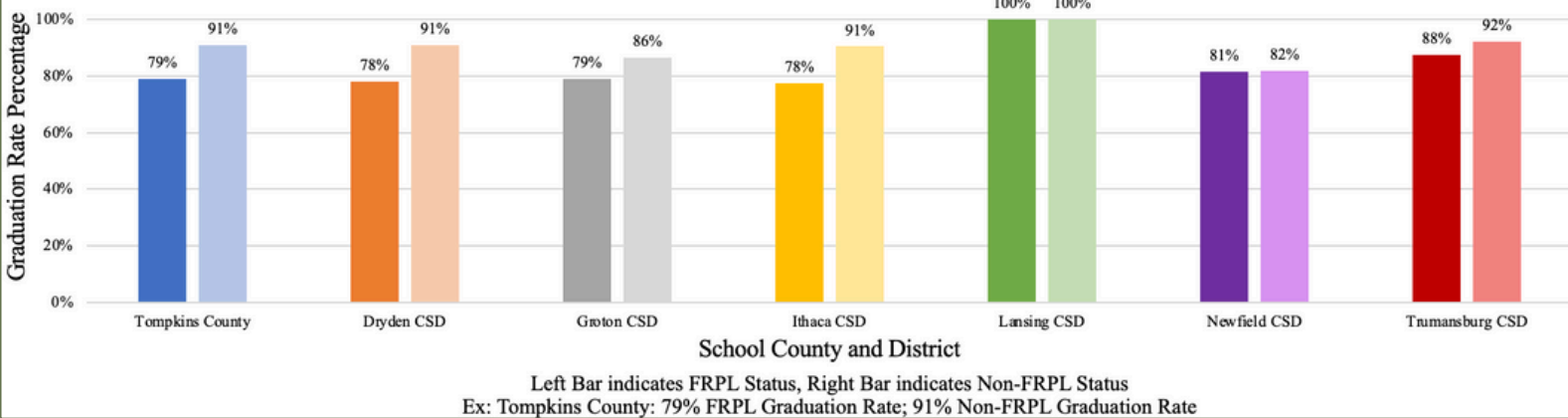
## Comparison of Graduation Rates by Disability Status in Each District

2022-2023 Graduation Rates by SWD and Non-SWD Status Across Tompkins County



## Comparison of Graduation Rates by FRPL Status in Each District

2022-2023 Graduation Rates by FRPL and Non-FRPL Status Across Tompkins County



We asked students in Tompkins County about their experiences in school and these were their responses:

“I felt like I couldn’t ask for help, it was too **hard to speak up**”

“I was **always nervous** at school and if I was in a positive environment I feel like I would have done a lot better.”

“My **support system**, my adeptness for school, **positive relationships** with teachers/admin/staff, and a plan for after I graduated all **motivated me** to graduate and helped me to accomplish it.”

“I mostly have **positive interactions** with **students** and some **teachers** that are willing to help.”

For Further Exploration:



NYSED Data; contains this data (and more) for all school districts in New York State

The Village at Ithaca: Tompkins County-based nonprofit organization dedicated to promoting equity in schools

